

● **Features**

- ✓ Standard slim product,height is 30mm
- ✓ -30~+70°C working temperature (refer to derating curve)
- ✓ Protections: short circuit / overload / over voltage
- ✓ Free air cooling
- ✓ 100% pass aging test
- ✓ 3 years warranty

● **Application:**

Industrial control system,machinery and electrical equipment, electronic instruments, industrial automation, household appliances, etc.

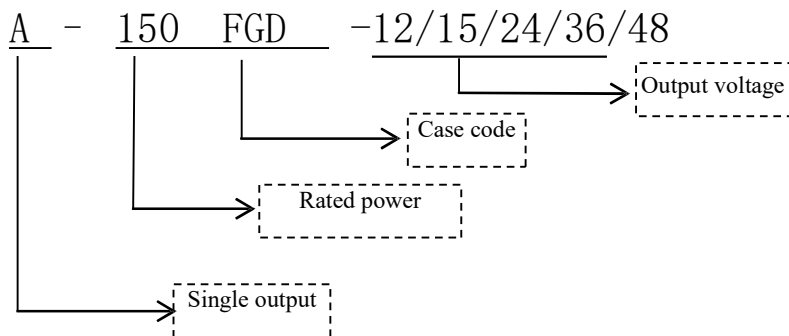
● **Standards:**

EN55024\EN61000-4-2,3,4,5,6,8,11\GB17625.1\EN61000-3-2,-3\EN55022\GB4943\UL1012

● **Product description**

A-150FGD Series is a 150W single output constant voltage output industrial control power supply, with voltage input range of 90 ~ 132vac / 176 ~ 264Vac (with switch), output voltage of 12V, 15V, 24V, 36V, 48V, etc., which can be applied to industrial control system, mechanical and electrical equipment, electronic instruments, industrial automation, household appliances and other industrial fields. Super high efficiency, compact shell design and good heat dissipation ensure the long-term stable work of this series.

● **Name:**

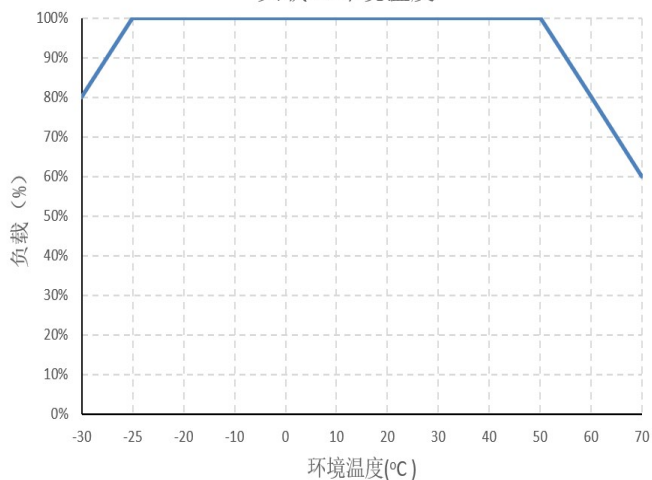


● Specification

Model	A-150FGD-12	A-150FGD-15	A-150FGD-24	A-150FGD-36	A-150FGD-48	
Input	Voltage range	90~132VAC/176~264VAC by switch				
	Input current	230VAC/1.6A 115VAC/2.8A				
	Efficiency	86%	86%	86%	87%	87%
	Frequency range	47~63HZ				
	Leakage current	<3.5mA/240VAC				
	Inrush current	Cold start 60A/230VAC				
Output	DC voltage	12V	15V	24V	36V	48V
	Rated current	12.5A	10A	6.25A	4.1A	3.1A
	Power	150W	150W	150W	147.6W	148.8W
	Voltage adj.range	±10.0%				
	Ripple and noise	150mVp-p	150mVp-p	150mVp-p	250mVp-p	250mVp-p
	Set up, rise time	2500ms, 200ms/230VAC load 100%				
	Hold up time	20ms/230VAC load 100%				
	Line regulation	±0.5%				
	Load regulation	±0.5%				
	Output Voltage	±1.5%				
EMC	EMS	Design refer:EN55024;EN61000-4-2,3,4,5,6,8,11				
	Harmonic	Design refer:GB17625.1;EN61000-3-2,-3 limited requirements				
	EMC	Design refer:EN55022 class B				
Safety	Safety standard	Design refer:GB4943/UL1012				
	Withstand voltage	I/P-O/P:3KVac/5mA;I/P-CASE:1.5KVac/5mA; O/P-CASE:0.5KVAC/5mA 1min for each test				
	Isolation	I/P-O/P:100M ohms; I/P-Case:100M ohms; O/P-Case:50M ohms				
Protection	Over voltage	13.5~16.5V	16.8~19.5V	27~33V	41~48V	54~64V
		Voltage limited				
	Over load	110~150% rated Hiccup mode,auto-recovery				
	Over temperature	/				
Environment	Working	-30~70°C 20%~95%RH no condensing (refer to derating curve)				
	Storage	-40°C~85°C 10%~95%RH no condensing				
	Vibration	10~500Hz,2G, 10min/1 cycle,60min.each along X,Y, Z axes six sweep cycles				
	Impact	20G,last 11mS, 3 impacts along X, y and Z axes				
	Altitude	the ambient temperature derating of 0.6 °C/100m for operating altitude higher than 2000m				
Reliability	MTBF	Under 25°C:25000Hrs, MIL-217 Method				
Others	SIZE	159*97*30mm (L*W*H)				
	Packing	0.38Kg/pcs,40pcs/box, 17KG/box				
	Cooling mode	<input checked="" type="checkbox"/> Free air cooling <input type="checkbox"/> Fan				
	Extension mode	PCB double side conformal coating <input checked="" type="checkbox"/> block with cover low temp start (-40°C) Other				
Note	*In order to extend the service life, it is recommended to leave 30% more allowance when loading. For example, if the equipment needs 100W power, please choose the power supply over 130W. *Ripple&noise are measured at 20MHz of bandwidth by using a 12" twisted pair-wire terminated with a 0.1uf & 47uf parallel capacitor. *All parameters NOT specially mentioned are measured at 230VAC input,rated load and 25°C of ambient temperature. *the auxiliary heat dissipation of aluminum plate with an area of 400 * 400 * 3mm must be used when full load working. *The power supply is considered a component which will be installed into a final equipment.The final equipment must be re-confirmed that it still meets EMC directives.All our EMC tests are carried out by mounting samples on metal plates.					

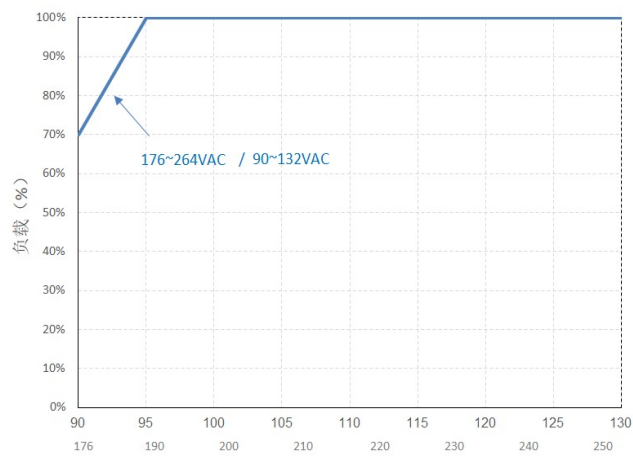
∞ Load and temperature curve

负载vs环境温度

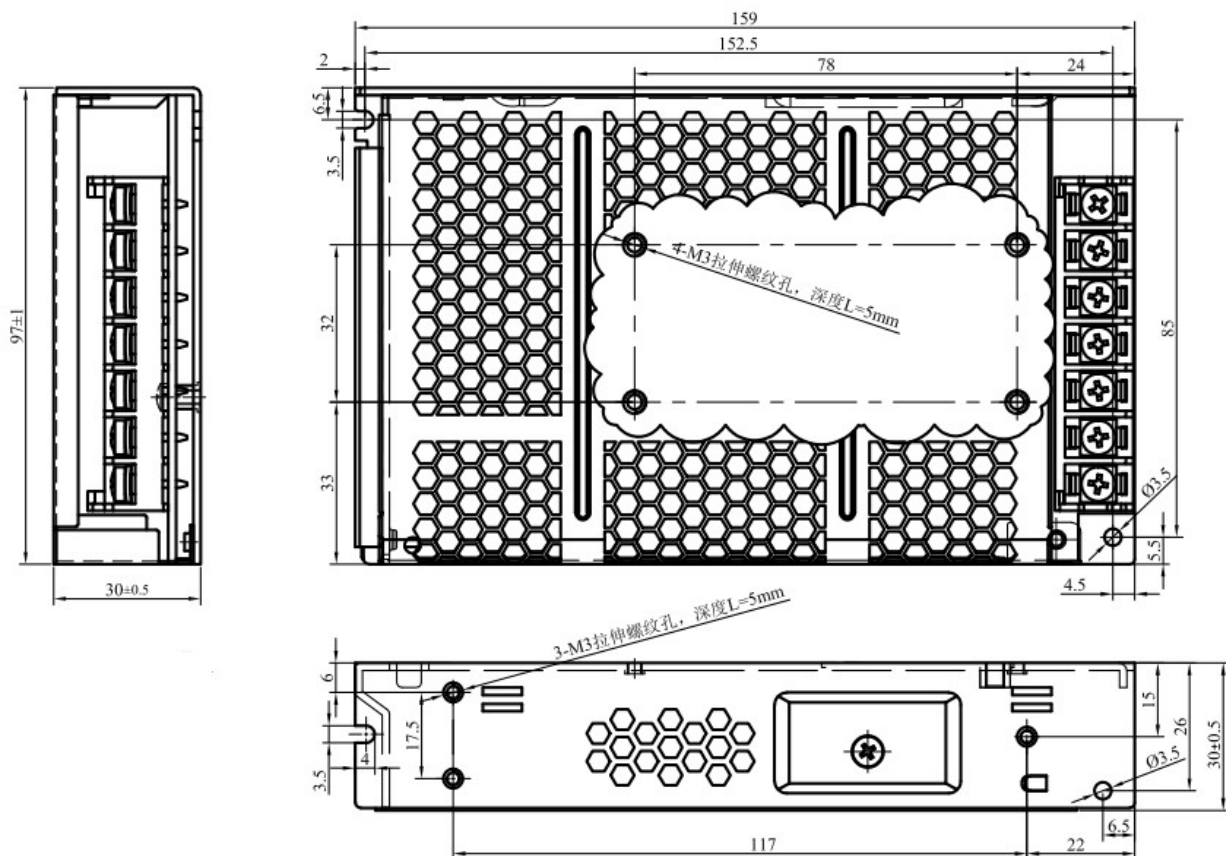


∞ Static characteristic curve

负载vs输入电压



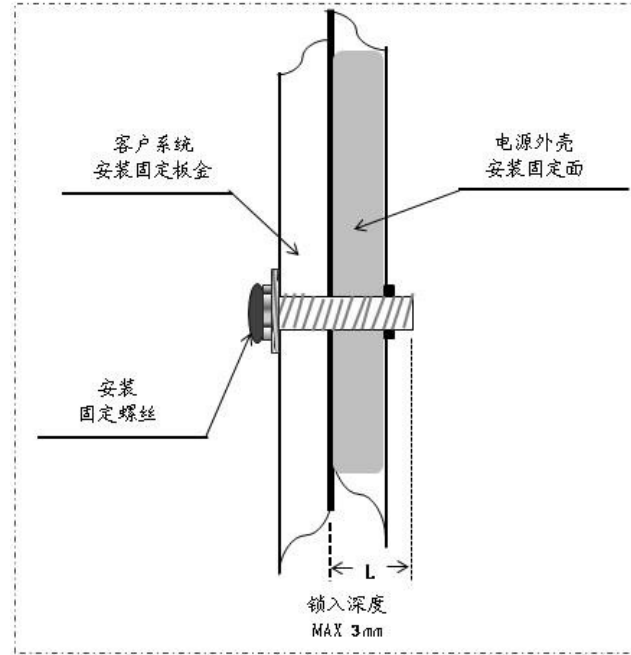
● Install drawing



● **Installation**

Warning

- Use mounting screws by M3*6mm,
- Max depth of screws into housing is 3mm,
- Right picture with more details.



● **Use instructions:**

- 1、 please follow the installation instructions when use the power supply.
- 2、 Before power on test run after installation, please check and proofread the wiring on each terminal, make sure that the input and output, AC and DC, positive and negative, voltage and current values are correct, prevent the occurrence of wrong connection, and avoid damaging the power supply and user equipment.
- 3、 Before power on, please use a multimeter to measure whether the live wire, zero wire and ground wire are short circuited, and whether the output terminal is short circuited; it is better to start without load when power on.
- 4、 Do not exceed the nominal value of the power supply when using, so as not to affect the reliability of the product. If you need to change the output parameters of the power supply, please consult our technical department before using.
- 5、 In order to ensure the safety of use and reduce interference, please ensure that the grounding terminal is reliably grounded (ground wire please thicker than AWG18#) .
- 6、 If the power supply fails, please do not repair it without permission. Please contact our customer service department as soon as possible, customer service line: 86-519-85215050.

● **Transport、 storage:**

1、 Transport:

The package is suitable for shipping by automobiles, ships, airs, trains, etc. During transportation, it shall be rain proof,loaded and unloaded gently.

2、 Storage:

When the product is not in use, it shall be placed in the packing box. The storage environment temperature and relative humidity shall meet the requirements of the product. No corrosive gas or product in the warehouse, and no strong mechanical vibration, impact and strong magnetic field. The packing box shall be padded at least 20cm above the ground, and not be soaked. If the storage time is too long (more than 1 year), it shall be rechecked by professionals before use.