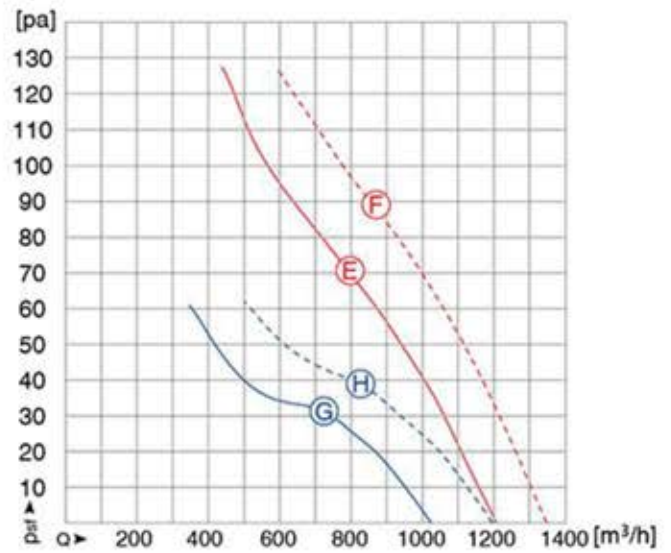
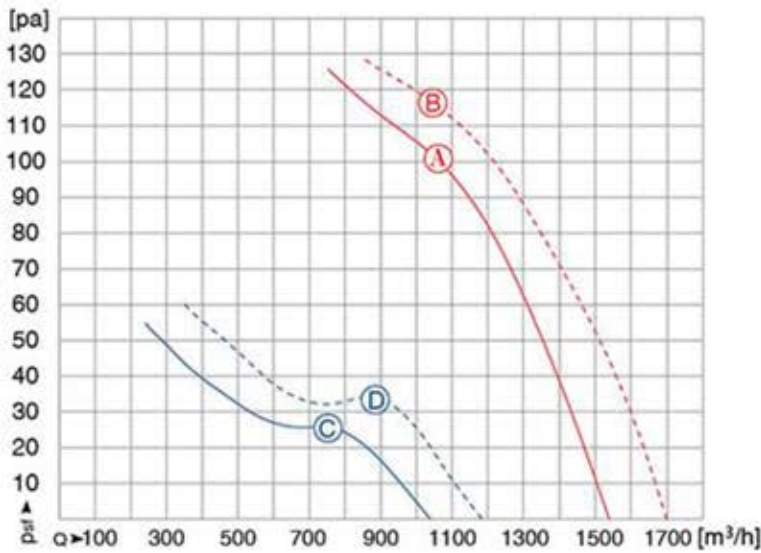
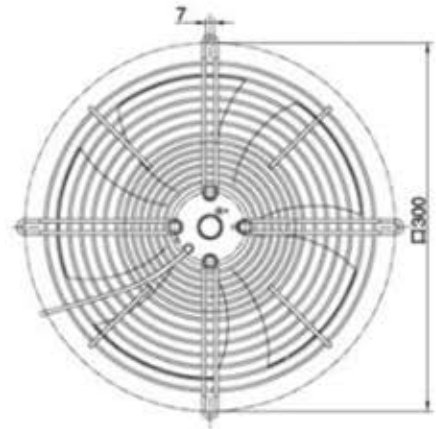
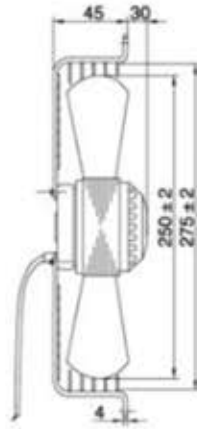


外转子轴流风机系列 AC AXIAL FAN

Φ250



动压 / Dynamic pressure: $p_d = 1.92 \times 10^{-5} \times Q^2 (p_a)$

型号 MODEL	电压 UAC	频率 f	电容器 C	曲线 CURVE	输入功率 P1	转速 n	电流 I	静压 Psf	环境温度 Temp.	静压效率 η _{sf}	能效值 EFF. Grade	噪声 Noise	备注 Note
	V	Hz	μF/450V	NO.	W	r/min	A	Pa	℃	%	N	dB/(A)	
YDWF67L25P2-□-250	1~220	50	3	A	114	2579	0.50	101	-40~+75	—	—	68	
		60		B	154	2732	0.67	117	-40~+80	—	—	70	
YDWF68L25P4-□-250	1~220	50	2	C	45	1357	0.21	25	-40~+80	—	—	54	
		60		D	62	1581	0.29	34	-40~+80	—	—	55	
YSWF68L25P2-□-250	3~380	50	—	E	92	2616	0.24	71	-40~+80	—	—	68	
		60		F	103	2876	0.20	89	-40~+85	—	—	70	
YSWF68L25P4-□-250	3~380	50	—	G	52	1387	0.13	31	-40~+90	—	—	54	
		60		H	61	1579	0.13	39	-40~+90	—	—	55	

注：性能曲线在安装马尔导风扇时测得；□表示安装附件。

Note: the performance curve obtained by installation MAER wall plate measurement ; □ express installation accessories.